



Radiology Ordering Guide

This guide is to help you order the correct imaging study.

HOW TO USE THIS GUIDE:

1. Choose modality

- [CT](#)
- [Fluoroscopy](#)
- [MRI](#)
- [Ultrasound](#)
- [MG Decision Tree](#)

2. Find indication (Use ctrl+F on keyboard to search for keywords)

3. Choose study and appropriate CPT code or codes

4. Use the prior authorization guide to determine whether or not authorization is needed

Appendix:

[Page 18 – Prior Authorization Guide](#)

[Page 19 – Screening Questions](#)

[Page 20 – Exam Prep](#)

[Page 21 – Services and Locations](#)

[Page 22 – CT Coding Body](#)

[Page 23 – MRI Coding Body](#)

[Page 24 – US Coding Body](#)

[Page 25 – Cash Pay Fee Schedule \(Non-Insured Patients Only\)](#)

Radiology Diagnostic Center
1310 Las Tablas Road, Ste. 103
Templeton
P: (805) 434-0829
F: (805) 434-0826

Five Cities Medical Imaging
921 Oak Park Blvd, Ste. 102
Pismo Beach
P: (805) 779-7900
F: (805) 779-7910

Digital Medical Imaging
522 East Plaza Drive
Santa Maria
P: (805) 928-3673
F: (805) 928-9588

Interventional Radiology Services – P: (805) 792-0115 * F: (805) 461-5570

CT - Head

BODY PART	REASON FOR EXAM	EXAM TO PRE-CERT	CPT CODE
Head / Brain	Trauma Headaches CVA, Stroke Bleed, Hemorrhage Alzheimer's Memory Loss, Confusion Vertigo, Dizziness Shunt Check Hydrocephalus	CT Head / Brain Without Contrast	70450
	Metastatic Staging Mass/Tumor Infection Headache w/ associated neurologic signs	CT Head / Brain With Contrast	70460
	Melanoma HIV Toxoplasmosis	CT Head / Brain Without and With Contrast	70470
Orbits	Trauma Fracture Foreign Body Graves Disease	CT Orbit Without Contrast	70480
	Pseudo Tumor Pain Exophthalmus Abscess	CT Orbit With Contrast	70481
	Mass Retinoblastoma	CT Orbit Without and With Contrast	70482
Facial Bones	Trauma	CT Facial Bones	70486
	Fracture	Without Contrast	
	Cellulitis	CT Facial Bones With Contrast	70487
Sinuses	Sinusitis	CT Sinus Limited	76380
	Osteomeatal Complex Sinusitis Polyps	CT Sinus Complete	70486
	Hearing Loss, Conductive* Cholesteotoma Trauma *Sensory neuro hearing loss, order MRI with and without contrast.	CT Inner Ears, Temporal Bones Without Contrast	70480

CT - Head (Continued)

BODY PART	REASON FOR EXAM	EXAM TO PRE-CERT	CPT CODE
Neck	Mass Infection Cancer Workups Parotid Mass	CT Neck With Contrast <i>*If elevated creatinine order without contrast</i>	70491
	Hoarseness Vocal Chord Paralysis Voice Changes	CT Neck Without Contrast	70490
	Submandibular Stone Infection of Submandibular Gland Infection of Parotid Gland Parotid Stone	CT Soft Tissue Neck Without and With Contrast	70492

CT - Spine

BODY PART	REASON FOR EXAM	EXAM TO PRE-CERT	CPT CODE
Cervical Spine	Trauma, Fracture, Fusion Assess Bone Degenerative Changes <i>*MRI recommended for disc herniation, mets, infection</i>	CT Cervical Spine Without Contrast	72125
Thoracic Spine	Trauma, Fracture, Fusion Assess Bony Degenerative Changes <i>*MRI recommended for disc herniation, mets, infection</i>	CT Thoracic Spine Without Contrast	72128
Lumbar Spine	Trauma, Fracture, Fusion Assess Bony Degenerative Changes <i>*MRI recommended for disc herniation, mets, infection</i>	CT Lumbar Spine Without Contrast	72131
Chest	F/U nodules	CT Chest	71250
	Renal Failure Patients	Without Contrast	
	Cough Pneumonia Lung CA Esophageal CA Lymphoma Lung Nodule Mass Tracheal Stenosis Chest Wall Mass	CT Chest With Contrast	71260

CT - Chest

BODY PART	REASON FOR EXAM	EXAM TO PRE-CERT	CPT CODE
Chest, High Resolution	Interstitial Disease	CT Chest	71250
	Fibrosis	Without Contrast	
	COPD		
	Hemoptysis		
	Bronchiectasis		
	Sarcoidosis		
	Pleural Plaques		
Asbestosis			

CT - Abdomen & Pelvis

BODY PART	REASON FOR EXAM	EXAM TO PRE-CERT	CPT CODE
Abdomen	F/U for pts with renal cell carcinoma in renal failure (<i>recommend MRI</i>)	CT Abdomen Without Contrast	74150
	Abdominal Pain (generalized)	CT Abdomen	74160
	Mass	With Contrast	
	RUQ Pain		
	LUQ Pain		
	Epigastric Pain		
	Pseudocyst		
Pancreatitis			
Abdomen & Pelvis	Hematuria with Pain	CT Abdomen and Pelvis	74176
	Stone (Stone Study)	Without Contrast	
	Abdominal Pain	CT Abdomen and Pelvis	74177
	Crohns/Ulcerative Colitis/IBD	With Contrast	
	Diverticulitis		
	Abscess		
Mass			
Hernia (i.e., umbilical, inguinal)			
Abdomen & Pelvis	Kidney Cyst vs. Mass	CT Abdomen Without and	74178
	Cancer Staging	With Contrast CT Pelvis With Contrast	
Abdomen (Renal/ Adrenal)	Adrenal Mass - No Oral Prep	CT Abdomen	74170
	Abnormal Ultrasound	Without and With Contrast	
	Renal Mass - No Oral Prep		
	Liver Hemangioma - No Oral Prep (<i>recommend MRI</i>)		
	Hepatitis, Cirrhosis - No Oral Prep		

CT - Abdomen & Pelvis (Continued)

BODY PART	REASON FOR EXAM	EXAM TO PRE-CERT	CPT CODE
Pelvis	Fracture	CT Pelvis	72192
	Non-Union	Without Contrast	
	Prostate Treatment Planning		
Pelvis	Arthritis	CT Pelvis	72193
	Cancer Staging	With Contrast	
	Mass		
	Cysts		
	Pain		
	Infection		
	Abscess		
Pelvis	Bone Infection (recommend MRI)	CT Pelvis Without and With Contrast	72194
CT Urogram (Kidneys/ Bladder)	Transitional Cell Carcinoma of Kidney and/or Bladder Defects/Bladder Leakage	CT Abdomen and Pelvis With and Without Contrast	74178
CT Enteropgraphy	Crohns Disease/ Inflammatory Bowel Disease Suspected Partial SBO (Small Bowel Obstruction) Small Bowel Masses Celiac Disease	CT Abdomen and Pelvis With Contrast	74177
CT Cystogram	Leakage Colovesical Fistula	CT Abdomen and Pelvis With and Without Contrast	74176
Virtual Colonoscopy	Colon Survey	CT Abdomen and Pelvis	74261
	Failed Colonoscopy	Without Contrast	
		DIAGNOSTIC	
		SCREENING	74263

CT - Computed Tomography

CT - Extremities

BODY PART	REASON FOR EXAM	EXAM TO PRE-CERT	CPT CODE
Upper Extremities Finger Hand Wrist Forearm Elbow Humerus Shoulder Clavicle Scapula	Fracture	CT Upper Extremity	73200
	Fusion	Without Contrast	
	Non-Union/Malunion		
Upper Extremities	Infection	CT Upper Extremity	73201
	Tumor/Mass/Cancer/Mets (recommend MRI)	With Contrast	

CT - Extremities (Continued)

BODY PART	REASON FOR EXAM	EXAM TO PRE-CERT	CPT CODE
Sternoclavicular Joint	Fracture	CT Chest	71250
	Non Union/Malunion	Without Contrast	
Lower Extremities Foot Ankle Calf (Tibia/ Fibula) Knee Thigh (Femur)	Fracture	CT Lower Extremity	73700
	Fusion	Without Contrast	
	Non-Union/Malunion		
	Arthritis		
	Patello Femoral Malalignment		
	Anteversio/Malrotation (Bilateral)		
	Infection Tumor/Mass/Cancer/Mets (recommend MRI)	CT Lower Extremity With Contrast	73701
Leg Lengths	Abnormality Leg Length	CT Limited	76380
	Malrotation	XR Bone Length	77073
FAI Protocol	Femoral Anteversion for	CT Hip Without Contrast AND	72192
	FAI Cam Lesion	CT Knee Without Contrast	73700

CT - Arthrography (Joints with Intraarticular Contrast)

BODY PART	REASON FOR EXAM	EXAM TO PRE-CERT	CPT CODE	
CT Arthrogram Hip Knee Ankle Shoulder Elbow Wrist	Cartilage Abnormality	Requires 3 codes: 1 - Choose upper or lower ext: Lower Extremity With Contrast OR Upper Extremity With Contrast 2 - Fluoro Guided Arthrogram 3 - Choose body part: Hip Knee Ankle Shoulder Elbow Wrist		
	Meniscus Abnormality			
	Labrum Abnormality			
	Loose Bodies			
				73701
				73201
				77002
				27093
				27370
				27648
	23350			
	24220			
	25246			

CT - Angiography (CTA)

BODY PART	REASON FOR EXAM	EXAM TO PRE-CERT	CPT CODE
CTA Brain/ Head	TIA, CVA Vascular Malformation Aneurysm AVM (Arterio/ Venous Malformation)	CTA Brain	70496
CTA Carotid/ Neck	Carotid Stenosis Bruit TIA, CVA Carotid Dissection	CTA Carotid	70498
CTA Chest	Thoracic Aortic Dissection Thoracic Aortic Aneurysm Coarctation Aortic Root Dilation	CTA Chest	71275
CTA Chest PE Study	Chest Pain / Dyspnea Tachypnea Shortness of Breath Pulmonary Hypertension (PA HTN)	CTA Chest	71275
CTA Chest and CTA Abdomen	Thoracic and Abdominal Aortic Dissection <i>* Dissection going past renals</i>	CTA Chest CTA Abdomen	71275 72191
Calcium Scoring	Calcium Scoring of Coronary Arteries Family History of CAD	Calcium Score	75571
Aorta, Renal, Stent	Aneurysm (AAA) Stent Obstruction/Leak/Malfunction Crossing Vessels Anatomic Marking for Partial/ Complete Nephrectomy Renal Artery Stenosis	CTA Abdomen and CTA Pelvis	74175 72191
CTA Upper Extremities	Trauma Arterial Stenosis	CTA Upper Extremity	73206
CTA Upper Extremities	Peripheral Artery Disease Ischemia to Lower Extremity Arterial Stenosis	CT Lower Extremity	73706
CTA Run-Off	Peripheral Artery Disease (PAD) Ischemia to Lower Extremity Arterial Stenosis	CTA Abdomen, Pelvis, Bilateral Lower Extremities	75635

Fluoroscopy

EXAM	PREP	CPT CODE
IR Lumbar Epidural		Injection - 62311 FL Guidance - 77003
Myelogram		Thoracic - 72255 OR Lumbar - 72265 AND Intrathecal Injection - 62284
Esophogram - Contrast XR w/ Barium	NPO 8 hrs prior to exam	74220
Swallowing Function - Contrast XR w/ Barium	NPO 4 hrs prior to exam. These exams are scheduled in coordination with a speech pathologist.	74230
UGI (Upper Gastrointestinal)	NPO 8 hrs prior to exam	74240
UGI with KUB	NPO 8 hrs prior to exam	74241
UGI with SBFT	NPO 8 hrs prior to exam	74245
UGI with Air	NPO 8 hrs prior to exam	74246
UGI with Air and KUB	NPO 8 hrs prior to exam	74247
UGI with Air and SBFT	NPO 8 hrs prior to exam	74249
SBFT (Small Bowel Follow Thru)	NPO 8 hrs prior to exam	74250
Hypotonic Duodenography		74260
BE (Barium Enema) with or without KUB	Pick up BE prep kit from center within 24 hours of scheduling.	74270
BE with Air	Pick up BE prep kit from center within 24 hours of scheduling.	74280
IVP	No food 2 hrs prior to exam. Patient can drink.	74400
Cystourethrogram - Retrograde	<i>Indications for this exam: UTI, Hematuria, Incontinence, Urinary Frequency</i>	74450
Cystourethrogram - Voiding (VCUG)	Patient needs to arrive pre-cathed. <i>Indications for this exam: UTI, Hematuria, Incontinence, Urinary Frequency</i>	74455
Hysterosalpinogram (HSG) (Includes cpt 58340)	Must be done between the 7th - 10th day following the start of the patient's menstrual cycle. No sexual contact once period has started until after procedure.	4740 AND 58340
Venogram - Extremity Unilateral		Venogram Unilateral - 75820 Injection - 36005
Venogram - Extremity Bilateral		Venogram Bilateral - 75822 Injection - 36005
FL Guided Lumbar Puncture	Hydrate well day before exam.	
FL Guided Needle Placement		
FL Guided Picc Placement		
FL Guided Port Study	Tunneled ports need to come pre-accessed	
SNIFF Test		



MRI - Head & Neck

BODY PART	REASON FOR EXAM	PROCEDURE TO PRE-CERT	CPT CODE
Brain	Alzheimer's, Dementia, Memory Loss Mental Status Changes, Confusion Headache Without Focal Symptoms Seizures (children) Stroke, CVA, TIA Trauma	MRI Brain Without Contrast	70551
	Cranial Nerve Lesions Dizziness, Vertigo Headache With Focal Symptoms HIV IAC/Hearing Loss Infection Multiple Sclerosis Neurofibromatosis Pituitary Lesion, Elevated Prolactin Seizures (adult new onset) Tumor / Mass / Cancer / Mets Vascular Lesions Vision Changes	MRI Brain Without and With Contrast	70553
	Trigeminal Neuralgia	Order 2 exams: MRI Brain Without and With Contrast MRI Orbits / Face / Neck Without and With Contrast	70553 70543
Orbits	Grave's Disease Trauma	MRI Orbits / Face / Neck Without Contrast	70540
	Exophthalmos, Proptosis Pseudotumor Tumor / Mass / Cancer / Mets Vascular Lesions Optic Neuritis	MRI Orbits / Face / Neck Without and With Contrast	70543
	Neck	Infection Pain Tumor / Mass / Cancer / Mets Vocal Cord Paralysis Parotid Gland	MRI Orbits/Face/Neck Without and With Contrast

MRI - Magnetic Resonance Imaging

MRI - Spine

BODY PART	REASON FOR EXAM	PROCEDURE TO PRE-CERT	CPT CODE
Cervical	Arm / Shoulder Pain or Weakness Degenerative Disease Neck Pain Disc Herniation Cervical Fusion Radiculopathy	MRI Cervical Spine Without Contrast	72141
	Discitis Osteomyelitis Multiple Sclerosis Myelopathy Syrinx Tumor / Mass / Cancer / Mets Vascular Lesions, AVM	MRI Cervical Spine Without and With Contrast	72156
Thoracic	Back Pain Compression Fx (<u>no</u> hx of cancer) Degenerative Disease Disc Herniation Radiculopathy Trauma	MRI Thoracic Spine Without Contrast	72146
	Compression Fx (<u>with</u> hx of cancer) Discitis Osteomyelitis Multiple Sclerosis Myelopathy Syrinx Tumor / Mass / Cancer / Mets Vascular Lesions AVM	MRI Thoracic Spine Without and With Contrast	72157
Lumbar	Back Pain Compression Fx (<u>no</u> hx malign / mets) Degenerative Disease Disc Herniation Radiculopathy Sciatica Spondylolithesis Stenosis Trauma	MRI Lumbar Spine Without Contrast	72148
	Compression Fx (<u>no</u> hx malign / mets) Discitis Osteomyelitis Tumor / Mass / Cancer / Mets	MRI Lumbar Spine Without and With Contrast	72158



MRI - Chest / Abdomen / Pelvis

BODY PART	REASON FOR EXAM	PROCEDURE TO PRE-CERT	CPT CODE
Brachial Plexus	Brachial Plexus Injury	MRI Chest Without and With Contrast	71552
	Nerve Avulsion	MRI Neck Without and With Contrast	70543
	Tumor / Mass / Cancer / Mets	(Please authorize BOTH codes.)	
Chest-Mediastinum	Tumor / Mass / Cancer / Mets	MRI Chest / Mediastinum Without and With Contrast	71552
Breast	Implant Rupture	MRI Bilateral Breast Without Contrast	77059
	Abnormal Mammogram	MRI Bilateral Breast	77059
	Abnormal Ultrasound	Without and With Contrast	
	Dense Breast/High Risk		
	Mass / Lesion / Cancer Palpable Mass		
Abdomen	MRCP (Biliary / Pancreatic Ducts)	MRI Abdomen Without Contrast	74181
	Adrenal Adenoma	MRI Abdomen	74183
	Adrenal Mass (not adenoma)	Without and With Contrast	
	Hemangioma		
	Liver, Kidney, or Pancreas Mass Tumor / Mass / Cancer / Mets		
Pelvis	Adenomyosis	MRI Pelvis Without Contrast	72195
	Fracture		
	Muscle / Tendon Tear		
	Urethral Diverticulum		
	Sports Hernia		
	Fibroids	MRI Pelvis Without and With Contrast	72197
	Osteomyelitis		
	Septic Arthritis		
	Tumor / Mass / Cancer / Mets		
	Abcess		
Ulcer			

MRI - Enterography Abdomen & Pelvis

BODY PART	REASON FOR EXAM	PROCEDURE TO PRE-CERT	CPT CODE
Abdomen Pelvis	Crohns Disease/Inflammatory	Order 2 Exams:	
	Bowel Disease	MRI Abdomen	74183
	GI Bleed	Without and With Contrast	
	Suspected Partial SBO (Small Bowel Obstruction)	MRI Pelvis Without and With Contrast	72197
	Small Bowel Masses Celiac Disease		

MRI - Magnetic Resonance Imaging

MRI - Extremities

BODY PART	REASON FOR EXAM	PROCEDURE TO PRE-CERT	CPT CODE
Non-Joint: Arm Hand Finger Leg Foot Toe	Fracture	MRI — Non Joint Without Contrast	
	Stress Fracture	Lower Extremity	73718
	Muscle / Tendon Tear	Upper Extremity	73218
	Abcess	MRI — Non Joint Without and With	
	Ulcer	I.V. Contrast	
	Bone Tumor / Mass / Cancer / Mets	Lower Extremity	73720
	Cellulitis	Upper Extremity	73220
	Fasciitis		
	Myositis		
	Morton's Neuroma		
	Osteomyelitis		
	Soft Tissue Tumor / Mass / Cancer		
	Joint: Shoulder Elbow Wrist Hip Knee Ankle	Arthritis	MRI — Joint Without Contrast
Avascular Necrosis (AVN)		Lower Extremity	73721
Fracture		Upper Extremity	73221
Stress Fracture			
Internal Derangement			
Joint Pain (specify joint)			
Labral Tear			
Meniscal Tear			
Muscle Tear			
Tendon Tear			
Ligament Tear			
Cartilage Tear			
Osteochondritis Dessicans (OCD)			
Abcess		MRI — Joint Without and With	
Ulcer		I.V. Contrast	
Cellulitis		Lower Extremity	73723
Fasciitis		Upper Extremity	73223
Myositis			
Inflammatory Arthritis (pannus eval)			
Osteomyelitis			
Septic Arthritis			
Tumor / Mass / Cancer / Mets			

MRI - Arthrography (Joint with Intraarticular Contrast)

BODY PART	REASON FOR EXAM	PROCEDURE TO PRE-CERT	CPT CODE
Shoulder Elbow Wrist Hip Knee Ankle	Labral Tear	MRI Joint With Intra-articular Contrast	
	Loose Bodies		
	OCD Stability	Requires 3 codes:	
	Post-op Meniscus Evaluation	1 — Lower Extremity With Contrast OR	73722
		Upper Extremity With Contrast	73222
		2 — Fluoro Guided Arthrogram	77002
		3 — Choose one code for body part:	
		Shoulder	23350
		Elbow	24220
		Wrist	25246
Hip	27093		
Knee	27370		
Ankle	27648		

MRA / MRV - MR Angiography / MR Venography

BODY PART	REASON FOR EXAM	PROCEDURE TO PRE-CERT	CPT CODE
Head (MRA)	Stroke, CVA, TIA	MRA Head Without Contrast	70544
	Aneurysm		
Head (MRV)	Venous Thrombosis	MRV Head Without Contrast	70544
Neck	Stroke, CVA, TIA	MRA Neck Without Contrast	70547
	Dissection	MRA Neck Without and With Contrast	70549
Chest	Thoracic Aorta (other than dissection)	MRA Chest Without and With Contrast	71555
	Vascular Anomalies		
	Subclavian Vessels		
Arch & Great Vessels	Aortic Dissection	Order 2 Exams:	
		MRA Chest Without and With Contrast	71555
		MRA Abdomen Without and With Contrast	74185
Arch & Great Vessels	Stroke, CVA, TIA	MRA Neck Without and With Contrast	70549
Abdomen (MRA)	AAA (abdominal aortic aneurysm)	MRA Abdomen	74185
	Abdominal Aortic Dissection	Without and With Contrast	
	Mesenteric Ischemia		
	Pre Kidney Transplant		
Abdomen (MRA)	Renal Mass	Order 2 Exams:	
	Uncontrolled Blood Pressure	MRA Abdomen	74185
		Without and With Contrast	
	MRI Abdomen	74183	
	Without and With Contrast		



MRA / MRV - MR Angiography / MR Venography

BODY PART	REASON FOR EXAM	PROCEDURE TO PRE-CERT	CPT CODE
Abdomen (MRV)	Venous Thrombosis	MRV Abdomen	74185
	Venous Pathology	Without and With Contrast	
Pelvis	AVM (arteriovenous malformation)	MRA Pelvis	72198
	Pelvic Congestion	Order 2 Exams:	
		MRA Pelvis	72198
Peripheral Run-Off	Claudication	Requires 3 codes:	
	Cold Foot	MRA Abdomen	74185
	Pain	Without and With Contrast	
		MRA Lower Extremity	73725
	Without and With Contrast (Left)		
	MRA Lower Extremity	73725	
	Without and With Contrast (Right)		

MRI - Magnetic Resonance Imaging

Ultrasound - Neck

BODY PART	REASON FOR EXAM	PREP	CPT CODE
Soft Tissues Neck (Thyroid), Head / Face	Mass Abnormalities detected on other imaging (CT / MRI / PET / NM) Enlarged thyroid gland Multinodular goiter (MNG) Abnormal lab tests (elevated calcium levels / abnormal thyroid level) Parathyroid adenomas Hyperthyroidism / Hypothyroidism	None	76536
Carotid Artery	Weakness Headache Syncope Hemiplegia Difference in arm blood pressure Aphasia Ataxia Reversible ischemic neurological deficit (RIND) Bruit Vertigo / dizziness (non medicare) Memory loss (non medicare) Dementia (non medicare) Transient ischemic attack (TIA) Confusion Stroke Visual disturbance Cerebrovascular accident (CVA) Amaurosis fugax	None	93880

Ultrasound - Chest

BODY PART	REASON FOR EXAM	PREP	CPT CODE
Chest	Diaphragm paralysis Pleural effusion Superficial mass	None	76604
Aorta (Limited Retroperitoneal)	Aortic aneurysm (follow up to AAA) Pulsatile aorta Bruit Family history AAA (non medicare)	NPO 6 hours prior to exam	76775

Ultrasound - Scrotum

BODY PART	REASON FOR EXAM	PREP	CPT CODE
Scrotum	Pain		76870
	Trauma		
	Torsion		
	Mass		
	Varicocele		
	Epididymitis		
	Hydrocele (swelling)		
	Undescended testes		

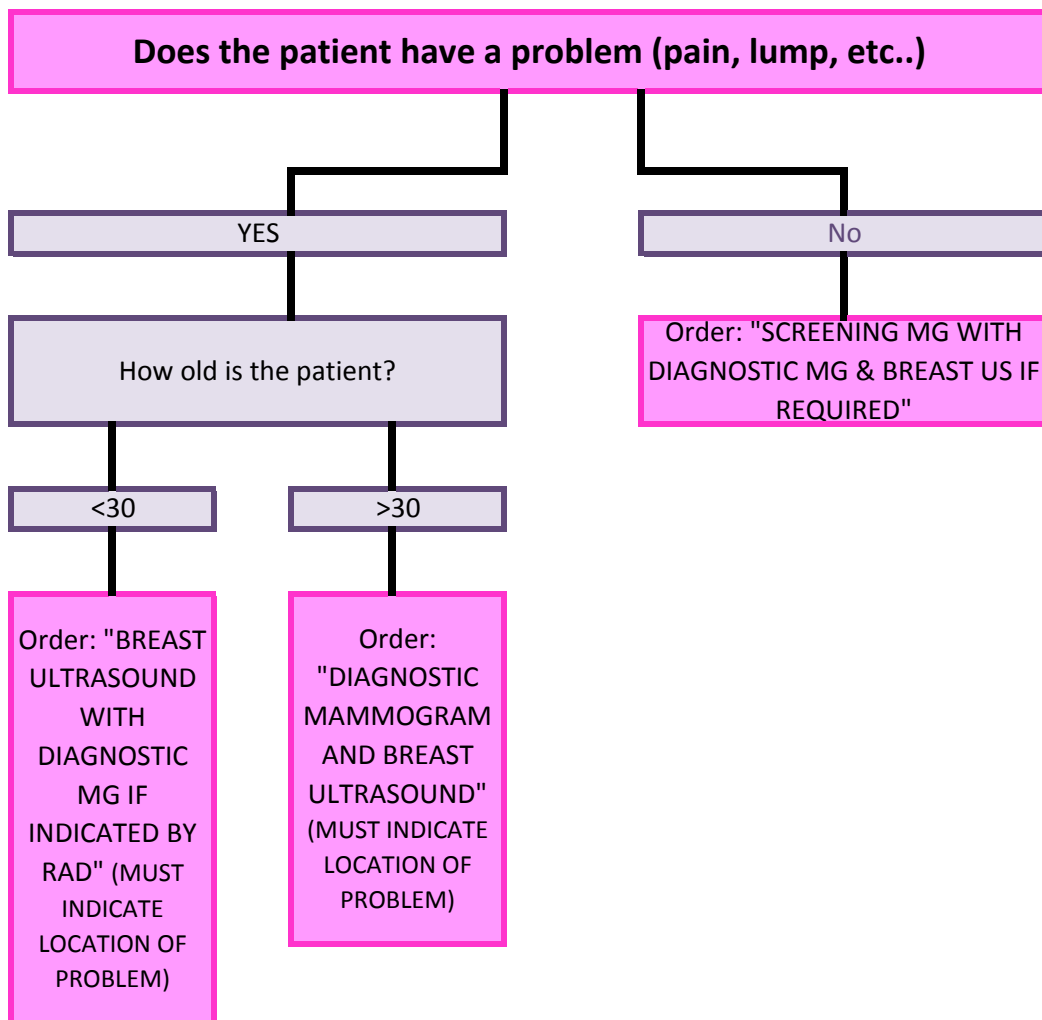
Ultrasound - Retroperitoneal

BODY PART	REASON FOR EXAM	PREP	CPT CODE
Kidney (renal) and Bladder <i>(Organs include: Bilateral Kidneys, Bladder Pre & Post Void. Male also includes limited Prostate)</i>	Pain (CVA tenderness/flank pain)	Only for bladder:	76770
	Obstruction (hydronephrosis)	Fill bladder with 32 oz	
	Hypertension	of water 1 hour prior	
	Follow up to other diagnostic imaging test (CT or MRI)	to exam.	
	Abnormal lab values (BUN or Creatinine)	Do not void.	
	Stones (renal)		
	Chronic renal medical disease (renal function/renal failure)		
	Polycystic kidney disease (PCKD)		
	Urinary tract infection/cystitis/pyelonephritis		
	Renal cancer		
	Trauma		
	Hematuria (microscopic or gross)		
	Neurogenic bladder		
	Urinary retention - Evaluate post void residual (PVR)		
	Bladder diverticula		
Renal Transplant	Post renal transplant	No Prep	76776
	Urinoma		
	Lymphocele		
	Pain		
	Elevated lab values (creatinine)		
Poor renal function			
Renal Doppler	Renal artery stenosis	Complete	93975
	Renal artery aneurysm	Limited	93976
	Renal vein thrombosis		
	Hypertension		
	Abnormal laboratory values		
	Elevated creatinine/BUN	NPO 6 hours prior to exam	

Ultrasound- Extremities/ Musculoskeletal

BODY PART	REASON FOR EXAM	PREP	CPT CODE
Upper or Lower Extremity (non Doppler)	Pain		Complete 76881
	Fluid collection (Bakers Cyst) – Limited		Limited 76882
	Mass – Limited	No Prep	
	Biceps tendon/rotator cuff exams (MSK radiologist needs to perform - Book w/JRIS) – Complete		
Musculoskeletal	Biceps tendon scan with injection		
	Bakers cyst aspiration with injection		
	Joints/shoulder/elbow/ankle/knee ultrasound		
Upper or Lower Extremity Venous Doppler	Edema/swelling		Complete Bilateral 93970
	Calf pain (non medicare)		Limited or Unilateral 93971
	Post surgical (non medicare)		
	Redness	No Prep	
	Follow up DVT		
	Positive Homan sign (shooting pain with foot dorsiflexion) History long plane/car trip		
Upper or Lower Extremity Arterial Duplex	Claudication/pain with walking		Lower Extremity Bilateral 93925
	Decreased or absent pulses		Lower Extremity Unilateral 93926
	Arthrosclerosis		Upper Extremity Bilateral 93930
	Bruit		Upper Extremity Unilateral 93931
	High risk family history (non medicare)		
	Numbness (non medicare)	No Prep	
	S/P graft or stenting		
	Ulcer on foot or toe (non medicare)		
	Discoloration of feet or legs (non medicare)		
	Thoracic outlet syndrome		
	Decrease arm pressure Cold fingers or toes (poor circulation)		
Venous Reflux	Edema/swelling	No Prep	93965
	Leg ulcer (non medicare)		
	Pain (non medicare)		
	Venous insufficiency		
	Varicose veins		
	Burning or tingling (non medicare)		
	Phlebitis/Thrombophlebitis		

Breast Ordering Decision Tree





Radiology Guide for Prior Authorization

1. Determine Insurance 2. Choose Modality 3. Call for auth if needed

	US	XR	FL	MG	DX	CT	MRI	PET
Medicare								
Cencal	RAF - Venous & Arterial Only					Care to Care	Care to Care	Care to Care
Blue Cross (Incl. Covered CA)						AIM or BC UM	AIM or BC UM	AIM or BC UM
Blue Cross-UFCW						BC UM	BC UM	BC UM
Blue Shield (Incl. Covered CA)						NIA	NIA	NIA
Aetna						Medsolutions	Medsolutions	Medsolutions
Cigna						Medsolutions	Medsolutions	Medsolutions
United Healthcare						UHC	UHC	UHC
United Ag								
Humana						HealthHelp	HealthHelp	HealthHelp
GEHA						US Imaging	US Imaging	US Imaging

Care to Care 888-318-0276
AIM 877-291-0360
BC UM 800-274-7767 Option 1,5,2
NIA 888-642-2583
Medsolutions 888-693-3211
UHC 877-842-3210
Health Help 866-826-1550
US Imaging 877-874-6385

*Tax ID: 95-2862709 (Pueblo Radiology)
 *NPI: 1871549899

- *Phone numbers above are a reference to use if you do not have online access to obtain auth.***
- *If insurance company states "No Auth Required" we must have a reference number for the call.***
- *Contrast ONLY needs to be changed on Medsolutions auths. All others can be left as-is even if contrast on exam changes.***

Radiology Screening Questions

MRI (Magnetic Resonance Imaging)

<ul style="list-style-type: none"> Height & Weight Do you have a pacemaker? Do you wear any medication patches? Do you have any implanted metal or electronic devices (stents, hardware, pumps, etc.)? Are you claustrophobic? Have you ever had metal in your eyes for which you sought medical attention? (If yes, please also send an order for an XR Orbits) Are you pregnant? 	<ul style="list-style-type: none"> Any prior surgery on the area(s) being scanned? Have you ever been diagnosed with cancer? Do you have any prior related imaging studies History of kidney disease requiring dialysis or surgery? (ex: kidney transplant or cancer)* History of hypertension requiring medication?* History of diabetes*
---	---

CT (Computed Tomography)

<ul style="list-style-type: none"> Height & Weight Are you pregnant? Any prior surgery on the area(s) being scanned? Have you ever been diagnosed with cancer? Are you allergic to iodine? Do you have any mobility restrictions 	<ul style="list-style-type: none"> History of kidney disease requiring dialysis or surgery? (ex: kidney transplant or cancer)* History of hypertension requiring medication?* History of diabetes?* Taking Metformin or a drug containing Metformin? (ex: Glucophage)*
--	--

MG (Mammography)

<p>If yes for either question below the patient must have a diagnostic MG (not a screening) and Breast US (please include order for both):</p> <ul style="list-style-type: none"> Personal history of breast cancer within the last 5 years? Any current breast problems (pain, lump, etc.)? 	<ul style="list-style-type: none"> Do you have breast implants? Do you have any mobility restrictions Where are prior mammograms? (Will NOT perform MG without priors)
--	--

*Please note: The questions in **BOLD** with an **asterisk*** above only need to be asked if the exam is going to include contrast. If the patient answers “Yes” to any of these questions we will need to have a Creatinine level within the previous 60 days. If the patient has not had this done we will need to order these labs and have them drawn within 24 hours of scheduling the patient’s appointment.



RADIOLOGY ASSOCIATES EXAM PREP

Fluoroscopy

- **UGI Series/Small Bowel**
 - Nothing to eat or drink eight (8) hours prior to the study.
 - Small Bowel exam could take up to 3-4 hours.
- **Barium Enema**
 - Pick up a Barium Enema kit at our office at least two (2) days before your study and follow the enclosed instructions.
- **IVP**
 - Do not eat or drink anything for two (2) hours prior to your scheduled exam.

Ultrasound

- **Abdomen**
 - Nothing to eat or drink eight (8) hours prior to study.
- **Renal, Pelvis, or OB/GYN**
 - Drink 4-5 8oz. glasses of water (24-36 oz) 1 hour prior to exam.
 - DO NOT urinate. A full bladder is essential. (Note: The slower the bladder fills, the less discomforting)

CT Scan

- **Abdomen/Pelvis (No IVP)**
 - Pick up oral contrast preparation at our office within 24 hours of scheduling your examination and follow the enclosed instructions (if exam requires contrast).
- **Abdomen/Pelvis with IVP**
 - Nothing to eat or drink two (2) hours prior to exam.
- **Chest**
 - Nothing to eat or drink two (2) hours prior to exam.
- **CT Colonography**
 - Pick up a prep kit at our office within 24 hours of scheduling your examination and follow the enclosed instructions.

Magnetic Resonance Imaging (MRI)

- **MRI of the Abdomen/Pelvis**
 - Nothing to eat or drink four (4) hours prior to your examination.



www.rasloimaging.com

Services and Locations

Imaging Center Locations

CHC Designated Fax Line
(805) 286-4624

Digital Medical Imaging (DMI)
522 East Plaza Drive, Santa Maria, CA. 93454
PH: (805) 928-3673 FAX: (805) 928-9588

Five Cities Medical Imaging (FCMI)
921 Oak Park Blvd., Ste. 102, Pismo Beach, CA 93449
PH: (805) 779-7900 FAX: (805) 779-7910

Radiology Diagnostic Center (RDC)
1310 Las Tablas Road, Ste# 103, Templeton, CA 93465
PH: (805) 434-0829 FAX: (805) 434-0826

	DMI	FCMI	RDC
Bone Density	QCT only	QCT only	DX & QCT
CT Scan	◆	◆	◆
Digital Mammography	◆		◆
Fluoroscopy	◆	◆	◆
MRI – High Field	◆	◆	◆
MRI – High Field Open	◆		
PET / CT Imaging	◆		◆
Ultrasound	◆		◆
X-Ray	◆	◆	◆

Diagnostic Services

- Bone Density Screening
- CT Scan (multi-slice)
- Digital Mammography
- Fluoroscopy
- MRI – High Field and High Field Open
- PET / CT Imaging
- Ultrasound
- Vascular Imaging
- X-Ray (General Diagnostic)

Interventional Radiology (IR) Services – Most procedures performed at SVH or FH. Call IR to coordinate.

- Abdominal Aortic Aneurysm
- Abscess / Fluid Drainage
- Angiography / Angioplasty / Stenting
- Arterial Disease / Plaque Excision
- Biliary Interventions
- Biopsies
- Dialysis Access
- DVT Thrombolysis
- Fibroid Embolization
- Gastrostomy Tubes
- Inferior Vena Cava (IVC) Filters
- Infertility
- Internal Bleeding
- Pelvic Congestion Syndrome
- Peripheral Arterial Disease
- Spine Interventions / Pain Management
- Thrombolysis
- TIPS (Transjugular Intrahepatic Portosystemic Shunt)
- Varicose Vein / Spider Vein Treatment
- Vascular Access
- Vertebroplasty

CT CPT CODING

CT Head / Brain -
 W/O – 70450
 W – 70460
 W/O&W – 70470

**CT Maxillofacial,
 Face, Sinus -**
 W/O – 70486
 W – 70487
 W/O&W – 70488

**CT Orbit, Sella,
 P.Foss, or Ear -**
 W/O – 70480
 W – 70481
 W/O&W – 70482

CT ST Neck -
 W/O – 70490
 W – 70491
 W/O&W – 70492

CT Chest (Thorax) -
 W/O – 71250
 W – 71260
 W/O&W – 71270

CT Cervical Spine -
 W/O – 72125
 W – 72126
 W/O&W – 72127

CT Abdomen -
 W/O – 74150
 W – 74160
 W/O&W – 74170

CT Thoracic Spine -
 W/O – 72128
 W – 72129
 W/O&W – 72130

CT Pelvis -
 W/O – 72192
 W – 72193
 W/O&W – 72194

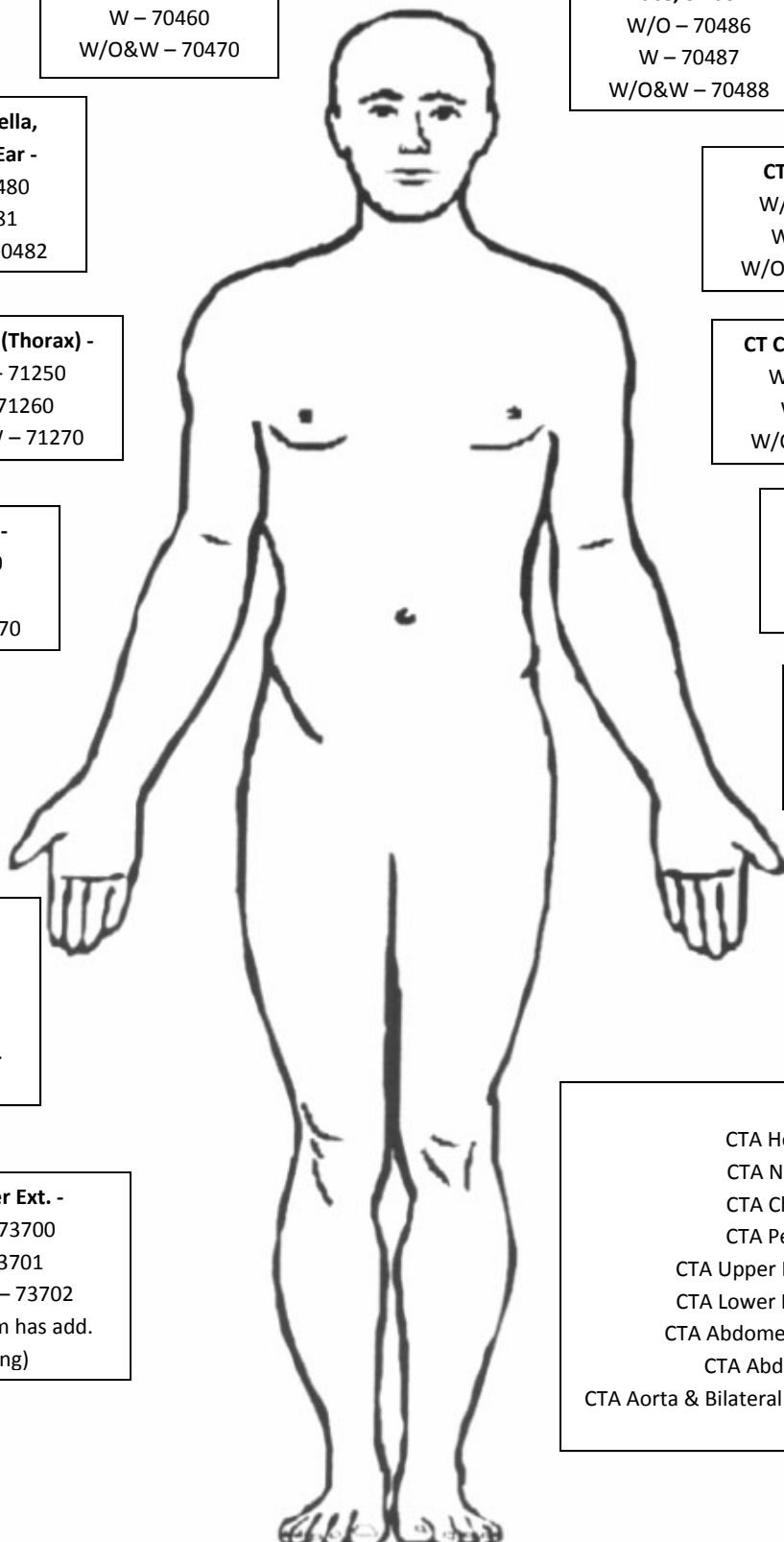
CT Lumbar Spine -
 W/O – 72131
 W – 72132
 W/O&W – 72133

CT Upper Ext. -
 W/O – 73200
 W – 73201
 W/O&W – 73202
 (Arthrogram has add.
 Coding)

CT Abdomen & Pelvis -
 W/O – 74176
 W – 74177
 W/O&W – 74178

CT Lower Ext. -
 W/O – 73700
 W – 73701
 W/O&W – 73702
 (Arthrogram has add.
 Coding)

CTA-
 CTA Head W+W/O – 70496
 CTA Neck W+W/O – 70498
 CTA Chest W+W/O – 71275
 CTA Pelvis W+W/O – 72191
 CTA Upper Extremity W+W/O – 73206
 CTA Lower Extremity W+W/O – 73706
 CTA Abdomen & Pelvis W+W/O – 74174
 CTA Abdomen W+W/O – 74175
 CTA Aorta & Bilateral Iliofemoral Runoff W+W/O – 75635



MRI CPT CODING GUIDE

Brain (IAC's, Pituitary)

70551 - w/o contrast
 70552 - w/contrast
 70553 - w/o & w/contrast

Cervical

72141 - w/o contrast
 72142 - w/contrast
 72156 - w/o & w/contrast

Orbit, Face & Neck

70540 - w/o contrast
 70542 - w/contrast
 70543 - w/o & w/contrast

70336 TMJ

Upper extremity, joint (Shoulder, Elbow, Wrist)

73221 - w/o contrast
 73222 - w/contrast
 73223 - w/o & w/contrast

Thoracic Spine

72146 - w/o contrast
 72147 - w/contrast
 72157 - w/o & w/contrast

Chest (clavicle)

71550 - w/o contrast
 71551 - w/contrast
 71552 - w/o & w/contrast

Lumbar

72148 - w/o contrast
 72149 - w/contrast
 72158 - w/o & w/contrast

Abdomen

74181 - w/o contrast
 74182 - w/contrast
 74183 - w/o & w/contrast

Upper extremity, other than joint (Humerus, Forearm, Hand)

73218 - w/o contrast
 73219 - w/contrast
 73220 - w/o & w/contrast

Lower extremity, joint (Hip, knee, ankle)

73721 - w/o contrast
 73722 - w/contrast
 73723 - w/o & w/contrast

Pelvis

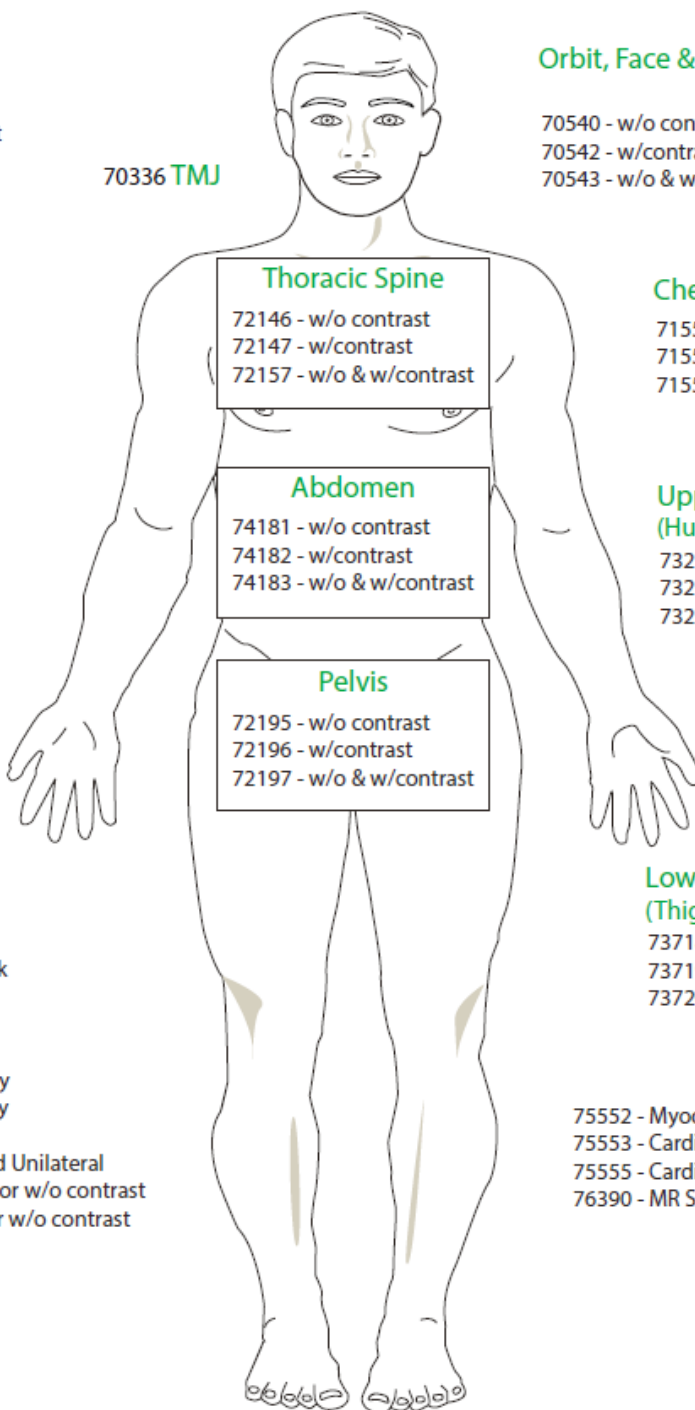
72195 - w/o contrast
 72196 - w/contrast
 72197 - w/o & w/contrast

Lower extremity, other than joint (Thigh, lower leg, foot)

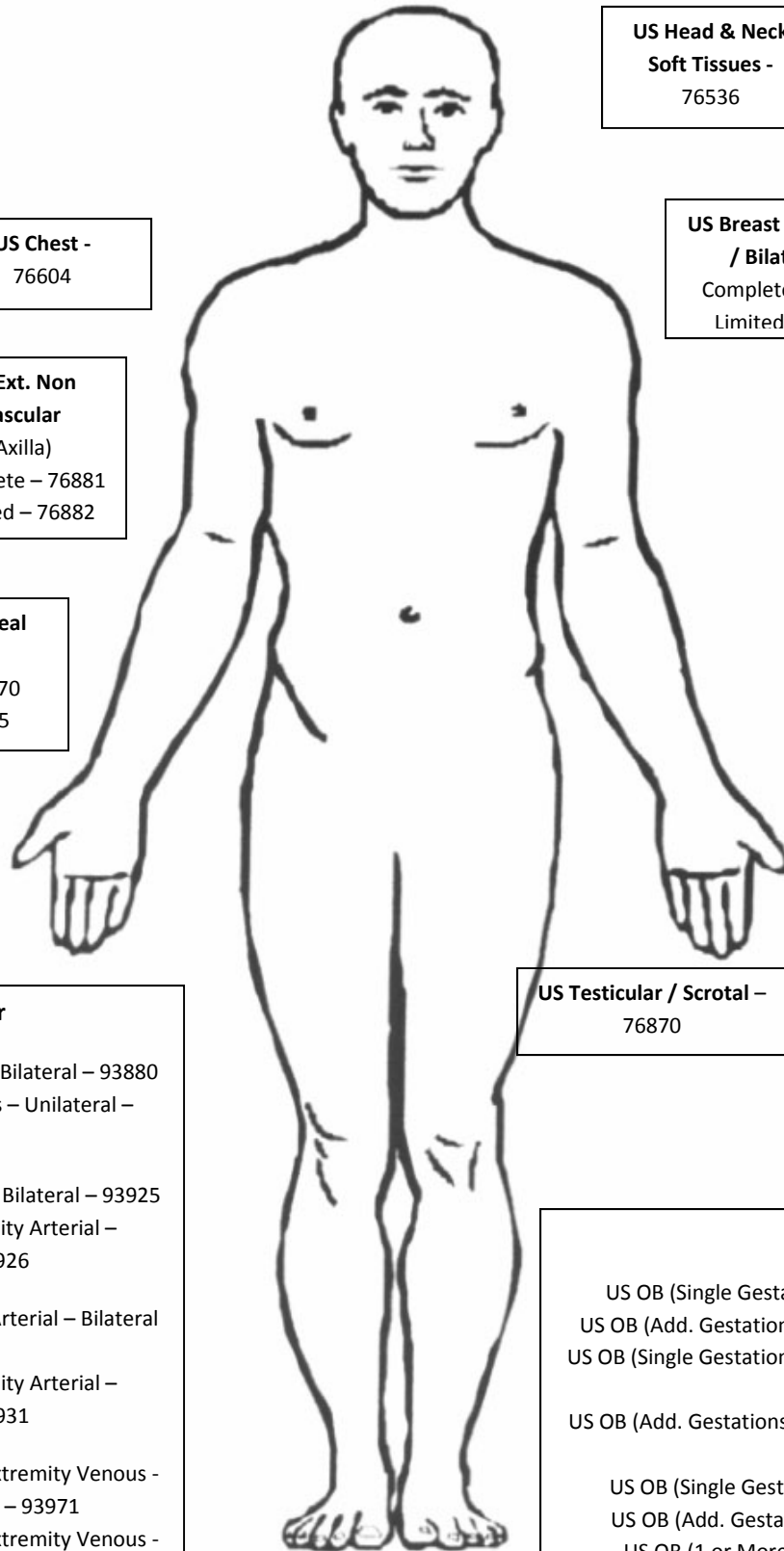
73718 - w/o contrast
 73719 - w/contrast
 73720 - w/o & w/contrast

70541 - MR Angio Head/Neck
 71555 - MRA Chest
 72159 - MRA Spinal Canal
 72198 - MRA Pelvis
 73225 - MRA Upper Extremity
 73725 - MRA Lower Extremity
 74185 - MRA Abdomen
 75660 - MRA External Carotid Unilateral
 77058 - Breast, Unilateral w/ or w/o contrast
 77059 - Breast, Bilateral w/ or w/o contrast

75552 - Myocardium
 75553 - Cardiac w/contrast
 75555 - Cardiac MRI/Limited Study
 76390 - MR Spectroscopy



US CPT CODING



**US Head & Neck
Soft Tissues -**
76536

US Chest -
76604

**US Breast (Unilateral
/ Bilateral) -**
Complete – 76641
Limited - 76642

**US Ext. Non
Vascular
(Axilla)**
Complete – 76881
Limited – 76882

US Abdomen

Complete – 76700
Limited (RUQ, LUQ, Liver,
Gallbladder, etc...) -
76705

**US Retroperitoneal
(Renal, Aorta)**
Complete – 76770
Limited – 76775

US Pelvis – non OB

(TA Male or Female)
Complete – 76856
Limited (Bladder) – 76857

US Vascular

US Duplex Carotid Arteries – Bilateral – 93880
US Duplex Carotid Arteries – Unilateral –
93882

US Duplex Lower Extremity – Bilateral – 93925
US Duplex Lower Extremity Arterial –
Unilateral – 93926

US Duplex Upper Extremity Arterial – Bilateral
– 93930

US Duplex Upper Extremity Arterial –
Unilateral – 93931

US Duplex Upper or Lower Extremity Venous -
Limited or Unilateral – 93971

US Duplex Upper or Lower Extremity Venous -
Complete Bilateral – 93970

US Testicular / Scrotal –
76870

US Transvaginal (non OB) –
76830

OB US

US OB (Single Gestation) - Less than 14 wks – 76801
US OB (Add. Gestations) - Less than 14 wks – 76802
US OB (Single Gestation) - Equal to or Greater than 14 wks –
76805
US OB (Add. Gestations) - Equal to or Greater than 14 wks –
76810
US OB (Single Gestation) - Fetal Evaluation – 76811
US OB (Add. Gestations) - Fetal Evaluation – 76812
US OB (1 or More Gestations) – Limited – 76815
US OB (Each Gestation) - Follow Up or Repeat – 76816
US Transvaginal – 76817



**Digital Medical Imaging
(DMI)**
522 East Plaza Drive
Santa Maria, CA. 93454
PH: (805) 928-3673

**Radiology Diagnostic Center
(RDC)**
1310 Las Tablas Road, Ste# 103,
Templeton, CA 93465
PH: (805) 434-0829

**Five Cities Medical Imaging
(FCMI)**
921 Oak Park Blvd., Ste. 102,
Pismo Beach, CA 93449
PH: (805) 779-7900

DIAGNOSTIC XRAY CASH RATES

- 1 View XR - \$25
- 2-3 View XR - \$30
- 4 View XR - \$40
- 5+ View XR - \$50

Below are **ballpark averages** per modality:

US / FL: \$60 - \$200

CT: \$200 - \$350

MR: \$500 - \$950

For exact pricing on all modalities other than XRAYS
please refer the patient to a Radiology Associates
facility.